



Piper Aircraft Corporation
Vero Beach, Florida, U.S.A.

SERVICE *No.* 923 BULLETIN

* PIPER CONSIDERS *
* COMPLIANCE MANDATORY *

Date August 16, 1989 M

SUBJECT:

Main Landing Gear Actuator
Reinforcement Bracket Replacement

MODELS AFFECTED:

PA-31-300/310/325 Navajo
PA-31-350 Navajo Chieftain
PA-31-350 T-1020
PA-31P Pressurized Navajo
PA-31P-350 Mojave
PA-31T Cheyenne/ Cheyenne II
PA-31T1 Cheyenne I/Cheyenne IA
PA-31T2 Cheyenne IIXL
PA-31T3 T-1040

SERIAL NUMBERS AFFECTED:

31-2 through 31-8312019
31-5001 through 31-8452021
31-8253001 through 31-8553002
31P-1 through 31P-7730012
31P-8414001 through 31P-8414050
31T-7400001 through 31T-8120104
31T-7804001 through 31T-1104017
31T-8166001 through 31T-1166008
31T-8275001 through 31T-5575001

COMPLIANCE TIME: At the next regularly scheduled inspection event, but not to exceed one hundred (100) hours of time in service.

PURPOSE: Field reports have been received of cracks developing in the Main Landing Gear Actuator Reinforcement Bracket(s). If this condition exists and is left uncorrected, failure of the bracket(s) could occur disabling the main landing gear actuator on the affected side(s).

This Service Bulletin announces the availability of an improved main landing gear actuator reinforcement bracket which, when installed, will provide for greater service life. An illustration and instructions are provided for identification and replacement of the main landing gear actuator reinforcement brackets.

INSTRUCTIONS:

NOTE:

Some aircraft may have the new actuator reinforcement brackets (Piper Part Number 73786-02) installed as replacement parts. Refer to Sketch "A" for identification of Piper Part Numbers 40776-00 (old) and 73786-02 (new). Aircraft with Piper Part Number 73786-02 installed on both sides are in compliance with this Service Bulletin.

(OVER)
ATA: 5740
3213
3211

INSTRUCTIONS: (Cont.)

1. Place aircraft on jacks.
2. Locate the main landing gear actuator reinforcement bracket on the left and right wings. See Sketch "B" (attached).
3. Remove and discard original Actuator Reinforcement Brackets, Piper Part Number 40776-00. Install Piper Part Number 73786-02, as shown in Sketch "C".
4. Inspect and perform gear retraction per appropriate Chapter in the Maintenance Manual.
5. Remove aircraft from jacks.
6. Make appropriate logbook entry of compliance with this Service Bulletin.

MATERIAL REQUIRED: If required by inspection, one (1) each or two (2) each Main Landing Gear Actuator Reinforcement Brackets, Piper Part Number 73786-02, per aircraft.

AVAILABILITY OF PARTS: Your Piper Field Service Facility.

EFFECTIVITY DATE: This Service Bulletin is effective upon receipt.

SUMMARY: For planning purposes only, four (4.0) hours are required to change the actuator reinforcement bracket on both the left and right main landing gear. Actual labor times may vary. There is no factory participation applicable to this Service Bulletin.

Special pricing is in effect for the Main Landing Gear Reinforcement Bracket, Piper Part No. 73768-02, for 180 days from the date of this Service Bulletin.

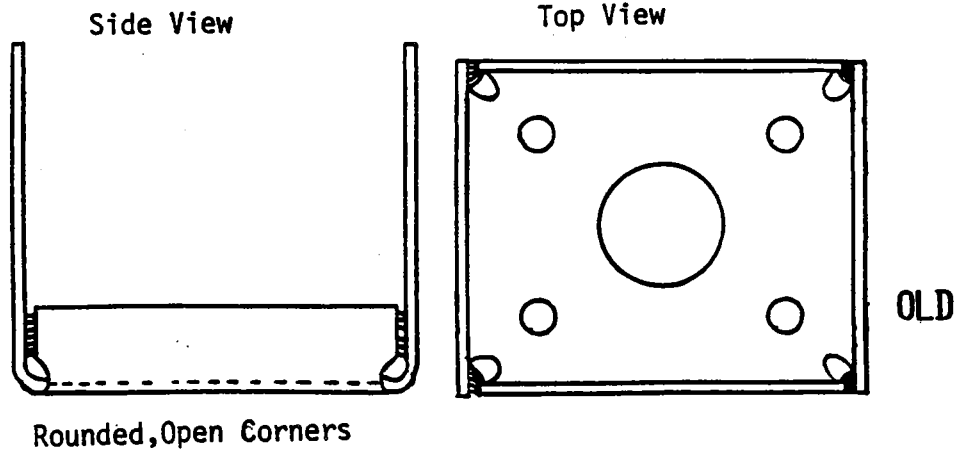
Please contact your Factory Piper Field Service Facility to make arrangements for compliance with this Service Bulletin in accordance with the compliance time indicated.

NOTE: If you are no longer in possession of this aircraft, please forward this information to the present owner/operator and notify the factory of address/ownership corrections. Changes should include aircraft model, serial number, current owner's name and address.

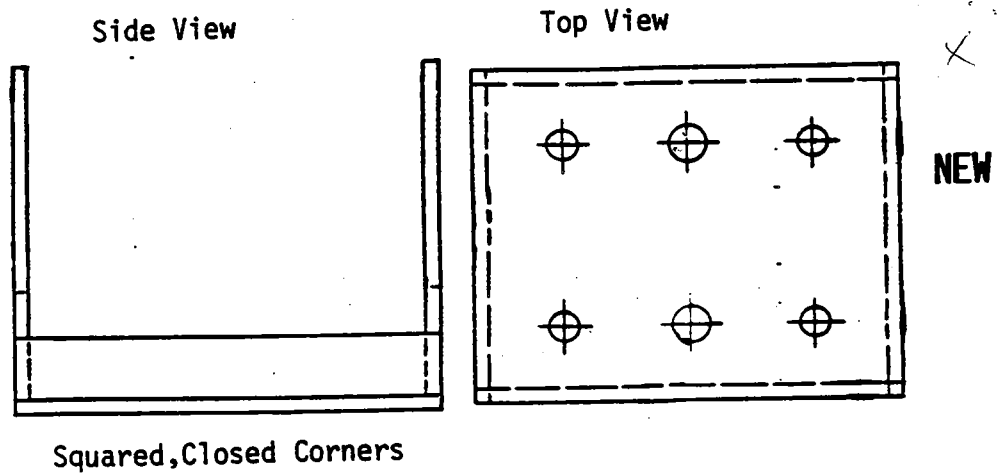
Corrections/Changes should be directed to:

Piper Aircraft Corporation
Attn: Customer Services
P.O. Box 1328
Vero Beach, Florida 32961-1328


40776-00



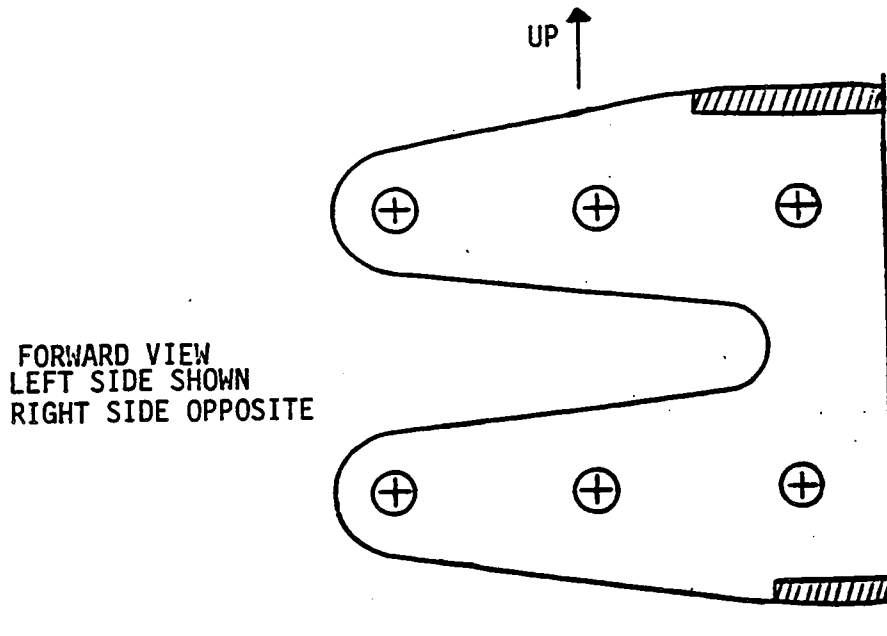
73786-02



Sketch "A"



Sketch "B"



Sketch "C"